

سينسكيب

CINESCAPE

شركة السينما الكويتية الوطنية (ش.م.ك.ع.)
KUWAIT NATIONAL CINEMA COMPANY (K.N.C.C.)

IN THE NAME
OF **ALLAH**,
THE MOST
GRACIOUS,
THE MOST
MERCIFUL



**H.H. Sheikh Nawaf Al Ahmad
Al Jaber Al Sabah**
Crown prince of the State of Kuwait



**H.H. Sheikh Sabah Al Ahmad
Al Jaber Al Sabah**
Amir of the State of Kuwait



**H.H. Sheikh Jaber Mubarak
Al Hammad Al Sabah**
Prime minister of the state of Kuwait



CONTENTS

BOARD MEMBERS | 6

EXECUTIVE MANAGEMENT | 6

CHAIRMAN'S LETTER | 8

AUDITORS' REPORT | 10

CONSOLIDATED STATEMENT OF
FINANCIAL POSITION SHEET | **12**

CONSOLIDATED STATEMENT OF
INCOME | **13**

CONSOLIDATED STATEMENT OF
COMPREHENSIVE INCOME | **13**

CONSOLIDATED STATEMENT OF
CHANGES IN EQUITY | **14**

CONSOLIDATED STATEMENT OF CASH
FLOWS | **15**

NOTES TO THE CONSOLIDATED
FINANCIAL STATEMENTS | **16**

BOARD MEMBERS

Abdulwahab Marzouq Al Marzouq
CHAIRMAN

Ahmad Abdulaziz Al Sarawi
VICE CHAIRMAN

Ahmed Dakheel Al Osaimi
BOARD MEMBER

Sheikh Duaij Al Khalifa Al Sabah
BOARD MEMBER

Marzouq Jassim Al Marzouq
BOARD MEMBER

Osama Jawad Bukhamseen
BOARD MEMBER

EXECUTIVE MANAGEMENT

Nawaf Ahmed Al Marzouq
CEO

Hisham Fahad Al Ghanim
GENERAL MANAGER PROGRAMS &
OPERATIONS


Nasser Bader Al Rowdan
GENERAL MANAGER
ADMINISTRATION & SERVICES

Talal Youssef Al Marzouq
DEPUTY GENERAL MANAGER
ADMINISTRATION

Sami Qasim Sbeiti
PROGRAMS MANAGER

Hamad Abdulaziz Al Sayegh
SERVICES MANAGER

Sami Ali Hindi
FINANCE MANAGER



CHAIRMAN'S LETTER

**ESTEEMED SHAREHOLDERS,
MAY PEACE AND ALLAH'S MERCY AND
BLESSINGS BE UPON YOU,
FOR MYSELF AND ON BEHALF OF MY COLLEAGUES
ON THE BOARD OF DIRECTORS AND ALL THE
EMPLOYEES OF KUWAIT NATIONAL CINEMA
COMPANY, "CINESCAPE" I AM PLEASED TO
PRESENT TO YOU THE ANNUAL REPORT FOR THE
YEAR ENDED 31 DECEMBER 2014, WHICH OUTLINES
THE MAIN ACHIEVEMENTS MADE DURING THE
YEAR, PRESENTS OUR PLANS AND ASPIRATIONS
FOR FUTURE YEARS AND THE FINANCIAL
STATEMENTS OF THE COMPANY FOR THE YEAR
ENDED ON 31 DECEMBER 2014 AS WELL AS THE
REPORT OF THE INDEPENDENT AUDITORS.**

ESTEEMED BROTHERS,

WITH THE GRACE OF ALLAH, AS IT HAS BEEN
THE CASE OVER THE PAST YEARS, YOUR
COMPANY TOOK WELL-CONSIDERED AND
STEADY STEPS TOWARD ATTAINING EXCELLENCE
AND FURTHER PROGRESS. AS PROMISED TO
YOU, CINESCAPE CONTINUES TO OCCUPY A
PROMINENT POSITION AMONG THE MAJOR
EXHIBITORS IN THE MIDDLE EAST REGION,

not only in the variety of genres and number of films released, but the unique services your company offers to its movie-goers. In addition, the design and equipment of the cinema theaters is considered to be the most advanced and state of the art equipment making the company a role model at a regional level. This is seen in the prominent presence of the company at specific international festivals as one of the most prestigious and rapidly developing companies in the region. This is best illustrated when Cinescape received the an award from IMAX for being the BEST IMAX THEATRE outside of NORTH AMERICA, thereby surpassing the exhibition circuits worldwide.

ESTEEMED BROTHERS,

Being deeply convinced of the important role played by your company as a cultural bridge between Kuwait and the rest of the world, we continue to progress along the path we took during the past years and have organized cultural evenings in cooperation with the embassies of multiple countries, organizations, public benefit societies and government bodies represented by the Ministry of Youth Affairs and the National Council for Culture Arts and Literature. This has opened new cinematic cultural events in cooperation with them. 9 evenings were held and 52 films shown within the framework of Art House Cinema. In 2014, we showed 198 foreign films, 140 Indian films of various dialects, 19 Arabic films, with a total of 357 movies, with an increase of 16 movies from the previous year.

In order to keep abreast with the technological and qualitative advances in all things related to the Film Exhibition industry, and having promised you to maintain our efforts and continue to occupy a prominent position alongside major global companies, we have added a key new achievement, namely the equipping of Screen 11 at Cinescape The Avenues with the Dolby Atmos sound technology which has raised the movie-going experience to new unprecedented heights of enjoyment. We have also completed the renovation and development of Cinescape Sharqiyah at Souq Sharq. It is hoped that the new development of its equipment and design will lead to higher revenues and enhance customer satisfaction.

ESTEEMED BROTHERS,

Your company achieved an excellent performance during 2014, achieving net profit of KD 8,717,625 and the earning per share amounted to KD 88.04, compared to KD 7,947,959 and 80.00 Fils per share in 2013, representing a 10% improvement for the year. Total assets amounted to KD 85 million at the end of 2014 compared with KD69 million for 2013, and shareholders' equity stood at KD 63 million approximately as at 31.12.2014 compared with KD 51 million at the end of 2013, thereby registering growth of 23% approximately. In light of these positive results, the Board of Directors has recommended the distribution of a cash dividend for the year 2014 at the rate of 51% of the nominal value of each share, representing 51 Fils per share. The board of directors also recommended the payment of KD 50,000 as remuneration for the members of the Board of Directors for the year ended on 31 December 2014.

IN CONCLUSION,

I would like to take this opportunity to present our expression of the deepest thanks and appreciation to His Highness the Amir, Sheikh Sabah Al-Ahmad Al-Jaber Al Sabah, to His Highness the Crown Prince, Sheikh Nawaf Al-Ahmad Al-Jaber Al Sabah and to His Highness the Prime Minister, Sheikh Jaber Al-Mubarak Al-Hamad Al Sabah for their valuable patronage, support and care extended to the private sector and the national institutions. I also wish to thank the honorable shareholders of the Company for their continued support and confidence.

And finally, I extend my thanks to the members of the Company's Board of Directors for their endless contribution and support. Equally, I would like to thank the Chief Executive Officer and all the employees of the company for their stead and fruitful efforts that have been so instrumental in enabling the Company to achieve the excellent results of 2014.

WE PRAY TO ALLAH ALMIGHTY TO
PROTECT OUR DEAR COUNTRY
AND TO SHOWER HIS BLESSINGS,
SECURITY, PEACE, PROGRESS AND
GOOD FORTUNE TO KUWAIT AND
ITS PEOPLE.

Abdulwahab Marzouq Al Marzouq
CHAIRMAN OF THE BOARD OF DIRECTORS

INDEPENDENT AUDITORS' REPORT

TO THE SHAREHOLDERS

REPORT ON THE CONSOLIDATED FINANCIAL STATEMENTS

We have audited the accompanying consolidated financial statements of Kuwait National Cinema Company (K.P. S.C), “the Parent Company” and its Subsidiaries (collectively “the Group”) which comprise the consolidated statement of financial position as at 31 December 2014, and the consolidated statements of income, comprehensive income, changes in equity, and cash flows for the year then ended, and a summary of significant accounting policies and other explanatory information.


RESPONSIBILITY OF THE PARENT COMPANY’S MANAGEMENT FOR THE CONSOLIDATED FINANCIAL STATEMENTS

The Parent Company’s management is responsible for the preparation and fair presentation of these consolidated financial statements in accordance with International Financial Reporting Standards, and for such internal control as management determines is necessary to enable the preparation of consolidated financial statements that are free from material misstatement, whether due to fraud or error.


AUDITORS’ RESPONSIBILITY

Our responsibility is to express an opinion on these consolidated financial statements based on our audit. We conducted our audit in accordance with International Standards on Auditing. Those standards require that we comply with ethical requirements and plan and perform the audit to obtain reasonable assurance whether the consolidated financial statements are free from material misstatement. An audit involves performing procedures to obtain audit evidence about the amounts and disclosures in the consolidated financial statements. The procedures selected depend on the auditor’s judgment, including the assessment of the risks of material misstatement of the consolidated financial statements, whether due to fraud or error. In making those risk assessments, the auditor considers internal control relevant to the entity’s preparation and fair presentation of the consolidated financial statements in order to design audit procedures that are appropriate in the circumstances, but not for the purpose of expressing an opinion on the effectiveness of the entity’s internal control. An audit also includes evaluating the appropriateness of accounting policies used and the reasonableness of accounting estimates made by management, as well as evaluating the overall presentation of the consolidated financial statements.

We believe that the audit evidence we have obtained is sufficient and appropriate to provide a basis for our audit opinion.



Bader A. Al-Wazzan
(Licence No. 62-A)
Deloitte & Touche
Al Wazzan & Co.



Rabea Saad Al Muhanna
(Licence No. 152 A)
Horwath Al Muhanna & Co.

Kuwait 24 February 2015

OPINION

In our opinion, the consolidated financial statements present fairly, in all material respects, the financial position of the Group as at 31 December 2014, and its financial performance and its cash flows for the year then ended in accordance with International Financial Reporting Standards.

REPORT ON OTHER LEGAL AND REGULATORY REQUIREMENTS

Furthermore, in our opinion, proper books of accounts have been kept by the Parent Company and the consolidated financial statements, together with the contents of the report of the Board of Directors relating to these consolidated financial statements, are in accordance therewith. We further report that we obtained the information that we deemed necessary for the purpose of our audit and that the consolidated financial statements incorporate all information that is required by the Companies Law No. 25 of 2012, as amended and its executive regulation and by the Parent Company’s Memorandum and Articles of Association, as amended, that an inventory was duly carried out and that to the best of our knowledge and belief, no violation of the Companies Law No. 25 of 2012, as amended and its executive regulation, or by the Parent Company’s Memorandum and Articles of Association, as amended have occurred during the financial year ended 31 December 2014 that might have had a material effect on the business of the Group or on its consolidated financial position.

CONSOLIDATED STATEMENT OF FINANCIAL POSITION
AS AT 31 DECEMBER 2014
(ALL AMOUNTS ARE IN KUWAITI DINARS)

	NOTE	2014	2013
Assets			
Non- current assets			
Property, plant and equipment	5	14,540,324	14,463,609
Intangible assets	6	311,148	516,779
Investment in an associate	7	32,362,993	30,344,341
Available for sale investments	8	24,719,584	10,267,180
		<u>71,934,049</u>	<u>55,591,909</u>
Current assets			
Inventories	9	233,366	444,487
Trade and other receivables	10	1,294,753	1,383,733
Cash on hand and at banks	11	11,239,637	11,816,894
		<u>12,767,756</u>	<u>13,645,114</u>
Total assets		<u>84,701,805</u>	<u>69,237,023</u>
Equity and Liabilities			
Equity			
Share capital	12	10,106,250	10,106,250
Treasury shares	13	(2,029,453)	(1,437,716)
Statutory reserve	14	5,053,125	5,053,125
General reserve	15	9,414,038	8,502,532
Lands revaluation reserve	16	8,524,134	8,524,134
Change in fair value reserve		9,124,079	588,601
Foreign currency translation reserve		249,110	147,286
Treasury shares reserve		22,904	-
Retained earnings		<u>22,938,906</u>	<u>19,994,379</u>
Equity attributable to shareholders of the Parent Company		63,403,093	51,478,591
Non-controlling interests		<u>17,744</u>	<u>14,159</u>
Total equity		<u>63,420,837</u>	<u>51,492,750</u>
Liabilities			
Non-current liabilities			
Post-employment benefits		<u>1,166,691</u>	<u>1,055,710</u>
Current liabilities			
Trade and other payables	17	7,119,959	6,728,983
Loans and bank facilities	18	12,994,318	9,959,580
		<u>20,114,277</u>	<u>16,688,563</u>
Total liabilities		<u>21,280,968</u>	<u>17,744,273</u>
Total equity and liabilities		<u>84,701,805</u>	<u>69,237,023</u>

The accompanying notes form an integral part of these consolidated financial statements

Abdulwahab Marzouq Al Marzouq
Chairman

Ahmed Abdulaziz Al Sarawi
Vice Chairman

CONSOLIDATED STATEMENT OF INCOME
FOR THE YEAR ENDED 31 DECEMBER 2014
(ALL AMOUNTS ARE IN KUWAITI DINARS)

	NOTE	2014	2013
Operating revenues		17,970,227	17,621,571
Operating costs		<u>(14,528,161)</u>	<u>(13,980,067)</u>
Gross profit		3,442,066	3,641,504
Other operating income	19	6,239,721	5,870,458
General and administrative expenses		<u>(1,729,112)</u>	<u>(1,396,860)</u>
Other operating expenses	19	<u>(1,959,586)</u>	<u>(2,236,112)</u>
Operating profit		5,993,089	5,878,990
Net gains from financial investments	20	923,429	409,062
Group's share in an associate's results	7	2,682,550	2,460,135
Finance charges		<u>(480,422)</u>	<u>(432,352)</u>
Net profit before deductions		9,118,646	8,315,835
Contribution to Kuwait Foundation for the Advancement of Sciences		<u>(59,522)</u>	<u>(50,935)</u>
National Labour Support Tax		<u>(228,369)</u>	<u>(209,696)</u>
Zakat		<u>(59,545)</u>	<u>(51,706)</u>
Board of Directors' remuneration		<u>(50,000)</u>	<u>(50,000)</u>
Net profit for the year		<u>8,721,210</u>	<u>7,953,498</u>
Attributable to:			
Shareholders of the Parent Company		8,717,625	7,947,959
Non-controlling interests		<u>3,585</u>	<u>5,539</u>
		<u>8,721,210</u>	<u>7,953,498</u>
Earnings per share (fils)	21	<u>88.04</u>	<u>80.00</u>

CONSOLIDATED STATEMENT OF COMPREHENSIVE INCOME
FOR THE YEAR ENDED 31 DECEMBER 2014
(ALL AMOUNTS ARE IN KUWAITI DINARS)

	NOTE	2014	2013
Net profit for the year		<u>8,721,210</u>	<u>7,953,498</u>
Other comprehensive income items:			
Items that may be reclassified subsequently to statement of income:			
Change in fair value of available for sale investments		7,801,886	534,038
Impairment of available for sale investments	20	-	76,000
Transferred to statement of income from sale of available for sale investments		<u>(974)</u>	<u>-</u>
Group's share from other comprehensive income of an associate	7	836,102	324,852
Exchange differences on translation of a subsidiary		<u>288</u>	<u>(6,262)</u>
Total other comprehensive income items		<u>8,637,302</u>	<u>928,628</u>
Total comprehensive income for the year		<u>17,358,512</u>	<u>8,882,126</u>
Attributable to:			
Shareholders of the Parent Company		17,354,927	8,876,587
Non-controlling interests		<u>3,585</u>	<u>5,539</u>
		<u>17,358,512</u>	<u>8,882,126</u>

The accompanying notes form an integral part of these consolidated financial statements

CONSOLIDATED STATEMENT OF CHANGES IN EQUITY
FOR THE YEAR ENDED 31 DECEMBER 2014
 (ALL AMOUNTS ARE IN KUWAITI DINARS)

Equity attributable to shareholders of the parent company												
	Share capital	Treasury shares	Statutory reserve	General reserve	Land revaluation reserve	Change in fair value reserve	Foreign currency translation reserve	Treasury shares reserve	Retained earnings	Total	Non controlling interests	Total
Balance as at 1 January 2013	10,106,250	(1,050,339)	5,053,125	7,671,502	8,524,134	(338,018)	145,277	-	17,544,697	47,656,628	16,120	47,672,748
Net profit for the year	-	-	-	-	-	-	-	-	7,947,959	7,947,959	5,539	7,953,498
Other comprehensive income items:	-	-	-	-	-	926,619	2,009	-	-	928,628	-	928,628
Cash dividends	-	-	-	-	-	-	-	-	(4,667,247)	(4,667,247)	-	(4,667,247)
Purchase of treasury shares	-	(387,377)	-	-	-	-	-	-	-	(387,377)	-	(387,377)
Sale of share in subsidiary	-	-	-	-	-	-	-	-	-	-	(7,500)	(7,500)
Transferred to reserves	-	-	-	831,030	-	-	-	-	(831,030)	-	-	-
Balance as at 31 December 2013	10,106,250	(1,437,716)	5,053,125	8,502,532	8,524,134	588,601	147,286	-	19,994,379	51,478,591	14,159	51,492,750
Balance as at 1 January 2014	10,106,250	(1,437,716)	5,053,125	8,502,532	8,524,134	588,601	147,286	-	19,994,379	51,478,591	14,159	51,492,750
Net profit for the year	-	-	-	-	-	-	-	-	8,717,625	8,717,625	3,585	8,721,210
Other comprehensive income items:	-	-	-	-	-	8,535,478	101,824	-	-	8,637,302	-	8,637,302
Cash dividends (Note 22)	-	-	-	-	-	-	-	-	(4,861,592)	(4,861,592)	-	(4,861,592)
Purchase of treasury shares	-	(649,813)	-	-	-	-	-	-	-	(649,813)	-	(649,813)
Sale of treasury shares	-	58,076	-	-	-	-	-	22,904	-	80,980	-	80,980
Transferred to reserves	-	-	-	911,506	-	-	-	-	(911,506)	-	-	-
Balance as at 31 December 2014	10,106,250	(2,029,453)	5,053,125	9,414,038	8,524,134	9,124,079	249,110	22,904	22,938,906	63,403,093	17,744	63,420,837

The accompanying notes form an integral part of these consolidated financial statements

CONSOLIDATED STATEMENT OF CASH FLOWS
FOR THE YEAR ENDED 31 DECEMBER 2014
 (ALL AMOUNTS ARE IN KUWAITI DINARS)

	NOTE	2014	2013
Net cash generated from operating activities	25	8,727,133	13,722,255
Cash flows from investing activities			
Paid for acquisition of property, plant and equipment		(1,015,001)	(433,921)
Paid for acquisition of intangible assets		(1,358,220)	(1,147,518)
Paid for available for sale investments		(8,544,902)	(1,700,000)
Proceeds from sale of available for sale investments		2,036,083	-
Proceeds from sale of an associate		-	2,020,000
Dividends received		2,292,707	1,985,062
Net cash (used in) / generated from investing activities		(6,589,333)	723,623
Cash flows from financing activities			
Paid for acquisition of treasury shares		(649,813)	(387,377)
Proceeds from sale of treasury shares		80,980	-
Loans and bank facilities		3,034,738	(5,999,239)
Dividends paid		(4,793,991)	(4,600,255)
Finance charges paid		(386,971)	(471,570)
Non-controlling interests		-	(7,500)
Net cash used in financing activities		(2,715,057)	(11,465,941)
Net (decrease) / increase in cash and cash equivalents		(577,257)	2,979,937
Cash and cash equivalents at the beginning of the year		11,806,894	8,826,957
Cash and cash equivalents at the end of the year	11	11,229,637	11,806,894

The accompanying notes form an integral part of these consolidated financial statements

NOTES TO THE CONSOLIDATED FINANCIAL STATEMENTS

FORTHE YEAR ENDED 31 DECEMBER 2014

(ALL AMOUNTS ARE IN KUWAITI DINARS UNLESS OTHERWISE STATED)

1. INCORPORATION & ACTIVITIES

Kuwait National Cinema Company “the Parent Company” was established as a Kuwaiti Shareholding Public Company in the State of Kuwait on 5 October, 1954. The main objectives of the Parent Company are establishing, operating and utilizing cinemas inside and outside Kuwait, importing, producing and distributing movies of different genres and sizes, in addition to exporting, leasing and selling them to others. As well as, importing all machinery and equipment required for cinema industry and trading therein. The Parent Company’s objectives also include trading in raw movies, tools of cinematography and projection, along with its furniture and in general, everything that would be involved or used in cinema industry. In addition, bidding for all tenders, government or private is also included within its objectives. The Parent Company has the right to deal with theatre groups, music and marching bands inside and outside the state of Kuwait in order to hold concerts and performances, on the condition that such concerts and performances should be held in accordance with the state’s laws and regulations. The Parent Company has also the right to lease cinemas to government and private bodies as well as impresarios. In general, the Parent Company is specialized in everything related to cinema and its aspects of education, entertainment and intellectual activity inside and outside Kuwait. Utilizing financial surpluses available to the company through investing them in real estate and financial portfolios managed by specialized companies and entities. The Parent Company has the right to establish, operate and utilize theatres, import all machinery, equipment and devices required for this activity, utilize and lease shops, restaurants, coffee shops, fun games halls in cinema and theatre buildings, manage and operate the visual and audio media and carry out the activities of publishing, distribution and media. The Parent Company has the right to exercise its activities directly or by leasing to others or acting on behalf of others. The Parent Company may have an interest or participate in any way in any entity that conducts similar business or which may help it achieve its objectives inside and outside Kuwait.

The registered office of the Company is located at Al-Zahraa area, 360 Mall, fourth floor, P.O. Box 502 Safat, 13006 Safat, Kuwait.

These Consolidated financial statements include the financial statements of the Parent Company and its following Subsidiaries (collectively “the Group”).

	Ownership percentage (%)	Activity	Incorporation country
International Film Distribution Company - K.S.C.C	99.25	Publishing and film distribution	Kuwait
Al Kout Film Production and Distribution Company - S.A.E	100	Production and film distribution	Egypt

The total assets of the subsidiaries was amounted to KD 3,222,307 as at 31 December 2014 (KD 2,809,886 as at 31 December 2013). In addition, its revenues and net profit were amounted to KD 2,009,422 and KD 480,360 respectively for the year ended 31 December 2014 (KD 2,275,946 and KD 756,700 respectively for the year ended 31 December 2013).

The consolidated financial statements were authorized for issue by the Board of Directors on 24 February 2015.

2. BASIS OF PREPARATION AND SIGNIFICANT ACCOUNTING POLICIES

2.1 Basis Of Preparation

These consolidated financial statements have been prepared in accordance with International Financial Reporting Standards. These consolidated financial statements have been prepared on the historical cost basis except for lands and certain financial instruments that are measured at fair value, as explained in the accounting policies below.

2.2 New and revised IFRSs

New and revised IFRSs issued and became effective

During the current year, the Group has applied a number of new and revised IFRSs that are issued and effective for accounting periods beginning on or after 1 January 2014.

Amendments to IFRS 10, IFRS 12 and IAS 27 Investment Entities

The Group has applied the amendments to IFRS 10, IFRS 12 and IAS 27 Investment Entities for the first time during the current year. The amendments to IFRS 10 define an investment entity and require a reporting entity that meets the definition of an investment entity not to consolidate its subsidiaries but instead to measure its subsidiaries at fair value through profit or loss in its consolidated and separate financial statements. Consequential amendments have been made to IFRS 12 and IAS 27 to introduce new disclosure requirements for investment entities. The application of the amendments has had no impact on the disclosures or the amounts recognized in the Group’s consolidated financial statements.

Amendments to IAS 32 Offsetting Financial Assets and Financial Liabilities

The Group has applied the amendments to IAS 32 Offsetting Financial Assets and Liabilities for the first time in the current year. The amendments to IAS 32 clarify the requirements relating to the offset of financial assets and liabilities. The amendments have been applied retrospectively. The Group has assessed whether certain of its financial assets and liabilities qualify for offset based on the criteria set out in the amendments and concluded that the application of the amendments has had no impact on the amounts recognised in the Group’s consolidated financial statements.

Amendments to IAS 36 Recoverable Amount Disclosures for Non-Financial Assets

The Group has applied the amendments to IAS 36 Recoverable Amount Disclosures for Non-Financial Assets for the first time in the current year. The amendments to IAS 36 remove the requirement to disclose the recoverable amount of a cash-generating unit (CGU) to which goodwill or other intangible assets with indefinite useful lives had been allocated when there has been no impairment or reversal of impairment of the related CGU. Furthermore, the amendments introduce additional disclosure requirements applicable to when the recoverable amount of an asset or a CGU is measured at fair value less costs of disposal.

The application of these amendments has had no material

NOTES TO THE CONSOLIDATED FINANCIAL STATEMENTS

FORTHE YEAR ENDED 31 DECEMBER 2014

(ALL AMOUNTS ARE IN KUWAITI DINARS UNLESS OTHERWISE STATED)

impact on the disclosures in the Group’s consolidated financial statements.

New and revised IFRSs in issue but not yet effective

The Group has not applied the followings new and revised IFRS that have been issued and not yet effective

For annual periods beginning on or after 1 July 2014

Amendments to IAS 19 Defined Benefit Plans: Employee Contributions

The Annual Improvements to IFRSs 2010-2012 Cycle:

- IFRS 2 Share-based Payment
- IFRS 3 Business Combinations
- IFRS 8 Operating Segments
- IAS 16 Property, Plant and Equipment and IAS 38 Intangible Assets

- IAS 24 Related Party Disclosures

The Annual Improvements to IFRSs 2011-2013 Cycle:

- IFRS 3 Business Combinations
- IFRS 13 Fair Value Measurement
- IAS 40 Investment Property

The Parent Company’s Management does not anticipate that the application of these amendments will have a material impact on the Group’s consolidated financial statements.

For annual periods beginning on or after 1 January 2016

- Amendments to IFRS 11 Accounting for Acquisitions of Interests in Joint Operations

- Amendments to IAS 16 & IAS 38 Clarification of Acceptable Methods of Depreciation & Amortisation

- Amendments to IAS 16 and IAS 41 Agriculture: Bearer Plants

The Parent Company’s Management does not anticipate that the application of these amendments will have a material impact on the Group’s consolidated financial statements.

For annual periods beginning on or after 1 January 2017

IFRS 15 Revenue from Contracts with Customers

The Parent Company’s Management anticipates that the

application of these IFRS 15 in the future may have a material impact on amounts reported in respect of the Group’s financial assets and liabilities. However, it is not practicable to provide a reasonable estimate of the effect until the Group undertakes a detailed review.

For annual periods beginning on or after 1 January 2018

IFRS 9 Financial Instruments

The Parent Company’s Management anticipates that the application of IFRS 9 in the future may have a material impact on amounts reported in respect of the Group’s financial assets and liabilities. However, it is not practicable to provide a reasonable estimate of the effect until the Group undertakes a detailed review.

2.3 Significant Accounting Policies

2.3.1 Basis of Consolidation

Subsidiaries

The consolidated financial statements incorporate the financial statements of the Company and entities controlled by the Company and its subsidiaries. Control is achieved when the Company (a) has power over the investee (b) is exposed, or has rights, to variable returns from its involvement with the investee

and (c) has the ability to use its power to affects its returns.

The Group reassess whether or not it controls an investee if facts and circumstances indicate that there are changes to one or more of the three components of control listed above.

Consolidation of a subsidiary begins when the company obtains control over the subsidiary and ceases when the Company losses control over subsidiary. Specifically, income and expenses of subsidiary acquired or disposed of during the year are included in the consolidated statement of income or other comprehensive income from the date the Company gains control until the date when Company ceases to control the subsidiary.

Profit or loss and each component of other comprehensive income are attributed to the owners of the Company and to the non-controlling interests. Total comprehensive income of subsidiaries is attributed to the owners of the Company and to the non-controlling interests even if this results in the non-controlling interests having a deficit balance.

When necessary, adjustments are made to the financial statements of subsidiaries to bring their accounting policies into line with the Group’s accounting policies.

All intra-group transactions, balances, revenue and expenses are eliminated in full on consolidation.

Changes in the Group’s ownership interests in subsidiaries that do not result in the Group losing control over the subsidiaries are accounted for as equity transactions. The carrying amounts of the Group’s interests and the non-controlling interests are adjusted to reflect the changes in their relative interests in the subsidiaries. Any difference between the amount by which the non-controlling interests are adjusted and the fair value of the consideration paid or received is recognised directly in equity and attributed to owners of the Company.

When the Group loses control of a subsidiary, a gain or loss is recognized in the statement of income and is calculated as the difference between

The aggregate of the fair value of the consideration received and the fair value of any retained interest,

The carrying amount of the assets before disposal (including goodwill), and liabilities of the subsidiary and any non-controlling interests.

All amounts previously recognised in other comprehensive income in relation to that subsidiary are accounted for as if the Group had directly disposed of the related assets or liabilities of the subsidiary. The fair value of any investment retained in the former subsidiary at the date when control is lost is regarded as the fair value on initial recognition for subsequent accounting under IAS 39, when applicable, the cost on initial recognition of an investment in an associate or a joint venture.

Business combinations

Acquisitions of businesses combination are accounted for using the acquisition method. The consideration transferred in a business combination is measured at fair value, which is calculated as the sum of the acquisition-date fair values of the assets transferred by the Group, liabilities incurred by the Group to the former owners of the acquiree and the equity interests issued by the Group in exchange for control of the acquiree. Acquisition-related costs are generally recognised in the statement of income as incurred. At the acquisition date, the identifiable assets acquired and the

NOTES TO THE CONSOLIDATED FINANCIAL STATEMENTS
FOR THE YEAR ENDED 31 DECEMBER 2014
(ALL AMOUNTS ARE IN KUWAITI DINARS UNLESS OTHERWISE STATED)

liabilities assumed are recognised at their fair value, except for deferred tax assets or liabilities, liabilities or equity instruments related to share based payment arrangements and assets that are classified as held for sale in which cases they are accounted for in accordance with the related IFRS.

Goodwill is measured as the excess of the sum of the consideration transferred, the amount of any non-controlling interests in the acquiree, and the fair value of the acquirer's previously held equity interest in the acquiree over the net of the acquisition-date amounts of the identifiable assets acquired and the liabilities assumed. If, after reassessment, the net of the acquisition-date amounts of the identifiable assets acquired and liabilities assumed exceeds the sum of the consideration transferred, the amount of any non-controlling interests in the acquiree and the fair value of the acquirer's previously held interest in the acquiree, the excess is recognised immediately in the consolidated statement of income as gain.

Non-controlling interests may be measured either at the non-controlling interests' proportionate share of the recognised amounts of the acquiree's identifiable net assets or at fair value of such share. The choice of measurement basis is made on a transaction-by-transaction basis.

When a business combination is achieved in stages, the Group's previously held equity interest in the acquiree is re-measured to fair value at the acquisition date (the date when the Group obtains control) and the resulting gain or loss, if any, is recognised in the consolidated statement of income. Amounts arising from interests in the acquiree prior to the acquisition date that have previously been recognised in other comprehensive income are reclassified to the statement of income where such treatment would be appropriate if that interest were disposed off.

Goodwill

Goodwill, arising on an acquisition of subsidiaries, is carried at cost as established at the date of acquisition of the business less accumulated impairment losses, if any.

For the purposes of impairment testing, goodwill is allocated to each of the Group's cash-generating units (or groups of cash-generating units) that is expected to benefit from the synergies of the combination.

A cash-generating unit to which goodwill has been allocated is tested for impairment annually, or more frequently when there is indication that the unit may be impaired.

If the recoverable amount of the cash-generating unit is less than its carrying amount, the impairment loss is allocated first to reduce the carrying amount of any goodwill allocated to the unit and then to the other assets of the unit pro rata based on the carrying amount of each asset in the unit. Any impairment loss for goodwill is recognized directly in the consolidated statement of income. An impairment loss recognized for goodwill is not reversed in subsequent periods.

On disposal of any of the cash-generating unit, the attributable amount of goodwill is included in the determination of the profit or loss on disposal.

Investments in associates and joint ventures

An associate is an entity over which the Group has significant influence. Significant influence is the power to participate in the financial and operating policy decisions of the investee but is not

control or joint control over those policies.

A joint venture is a joint arrangement whereby the parties that have joint control of the arrangement have rights to the net assets of the joint arrangement. Joint control is the contractually agreed sharing of control of an arrangement, which exists only when decisions about the relevant activities require unanimous consent of the parties sharing control.

The resulted assets and liabilities of associates or joint ventures are incorporated in these consolidated financial statements using the equity method of accounting, except when the investment, or a portion thereof, is classified as held for sale, in which case it is accounted for in accordance with IFRS 5 "non-current assets held for sale and non-continuing operations. Under the equity method, an investment in an associate or a joint venture is initially recognised in the consolidated statement of financial position at cost and adjusted thereafter to recognise the Group's share of the profit or loss and other comprehensive income of the associate or joint venture. When the Group's share of losses of an associate or a joint venture exceeds the Group's interest in that associate or joint venture (which includes any long-term interests that, in substance, form part of the Group's net investment in the associate or joint venture), the Group discontinues recognising its share of further losses. Additional losses are recognised only to the extent that the Group has incurred constructive obligations or made payments on behalf of the associates or joint venture.

On acquisition of an associate or a joint venture, any excess of the cost of the acquisition over the Group's share of the net fair value of the identifiable assets and liabilities and contingent liabilities of the investee is recognised as goodwill, which is included within the carrying amount of the investment in the associates and joint ventures. Any excess of the Group's share of the net fair value of the identifiable assets and liabilities and contingent liabilities over the cost of the acquisition, after reassessment, is recognised immediately in the consolidated statement of income.

The requirements of IAS 39 are applied to determine whether it is necessary to recognise any impairment loss with respect to the Group's investment in the associates or joint ventures. The entire carrying amount of the investment (including goodwill) is tested for impairment in accordance with IAS 36 "Impairment of Assets". When a Group entity transacts with an associate or a joint ventures of the Group, profits and losses resulting from the transactions with the associate or joint venture are disposed from the share of the Group in an associate or a joint ventures.

2.3.2 Property, plant and equipment

Property, plant and equipment, other than lands, are stated at cost less accumulated depreciation and any impairment losses. Cost includes the purchase price and directly associated costs of bringing the asset to a working condition for its intended use. Maintenance, repairs and immaterial renewal are recognized in the consolidated statement of income for the period in which the expenses are incurred. In situations, where it is clearly demonstrated that the expenditure has resulted in an increase in the future economic benefits expected to be obtained from the use of an item of property, plant and equipment beyond its originally assessed standard of performance, the expenditure is capitalized. Lands are stated at fair value based on periodic valuations (every



NOTES TO THE CONSOLIDATED FINANCIAL STATEMENTS
FOR THE YEAR ENDED 31 DECEMBER 2014
(ALL AMOUNTS ARE IN KUWAITI DINARS UNLESS OTHERWISE STATED)

5 years) by independent real estate experts. Any increase arising on revaluation of lands is recognised directly in equity under revaluation reserve or charged to the statement of income to the extent of the impairment losses previously charged to the consolidated statement of income. Decline in carrying amount as a result of the revaluation is directly charged to the consolidated statement of income or reduces the revaluation reserve to the extent of its previous increase resulted from revaluation. Depreciation is calculated based on estimated useful life of the applicable assets except for the lands on a straight line basis. An asset's carrying amount is written down immediately to its recoverable amount if the asset's carrying amount is greater than its estimated recoverable amount. The assets' residual values, useful lives and depreciation method are reviewed at the end of each reporting period, with the effect of any changes in estimate accounted basis. Gains or losses on disposals are determined by the difference between the sales proceeds and the carrying amount of the asset and is recognized in the consolidated statement of income. Projects under construction are included in property, plant and equipment until they are completed and ready for their intended use. At that time, they are reclassified under the appropriate category of assets and the depreciation is calculated since then.

2.3.3 Intangible assets

Intangible assets with finite useful lives that are acquired separately are carried at cost less accumulated amortisation and accumulated impairment losses. The costs incurred by the Group in exchange for the right of utilization of lands are capitalized within intangible assets and are amortized on the straight-line method according to their expected economic lives (20 years). Amounts paid as cost for purchasing films are capitalized within intangible assets and are amortized on the time periods according to the expected future benefits. The estimated useful life and amortisation method are reviewed at the end of each reporting period, with the effect of any changes in estimate being accounted for on a prospective basis. An intangible asset is derecognised on disposal, or when no future economic benefits are expected from use. Gains or losses arising from derecognition are measured as the difference between the net proceeds and the carrying amount of the disposed asset and recognised in the consolidated statement of income

2.3.4 Impairment of tangible and intangible assets other than goodwill

The Group annually, reviews the tangible assets and intangible assets to determine whether there is objective evidence that those assets may be impaired. If such indication exists, the recoverable amount of the asset is estimated in order to determine the extent of the impairment loss (if any). Intangible assets with indefinite useful lives and intangible assets not yet available for use are tested for impairment at least annually, and whenever there is an indication that the asset may be impaired. Recoverable amount is the higher of the asset's fair value less costs to sell or value in use. Impairment losses are recognised in the consolidated statement of income for the year in which they arise. When an impairment

loss subsequently reverses, the carrying amount of the asset is increased to the extent that it does not exceed the carrying amount that would have been determined had no impairment loss been recognised for the asset. A reversal of an impairment loss is recognised immediately in the consolidated statement of income

2.3.5 Financial instruments

Financial assets and liabilities are recognised when the Group becomes a party to the contractual obligations of the instrument. All Financial assets and liabilities are initially measured at fair value. Transaction costs that are directly attributable to the acquisition or issue of financial assets and liabilities (other than financial assets and liabilities at fair value through profit or loss) are added to or deducted from the fair value of the financial assets or liabilities, as appropriate, on initial recognition. Transaction costs directly attributable to the acquisition are recognised immediately in profit or loss.

Financial Assets

Financial assets are classified into the following specified categories: financial assets 'at fair value through profit or loss (FVTPL), held to maturity, 'available-for-sale' (AFS) financial assets and 'loans and receivables'. In the initial recognition, the Group has determined the appropriate classification of its financial assets based on the purpose of acquisition of such financial assets. All regular way purchases or sales of financial assets are recognised on a trade date basis. The Group has determined the classification of its financial assets as follows:

Loans and receivables

Loans and receivables are non-derivative financial assets with fixed or determinable payments that are not quoted in an active market. Loans and receivables (including trade and other receivables and cash at banks) are measured at amortised cost using the effective yield method, less any impairment losses.

Available for sale of financial assets

AFS are non-derivatives financial assets not classified as (a) AFS financial assets are non-derivatives and are not classified as (a) loans and receivables, (b) held-to-maturity or (c) financial assets at fair value profit or loss. The financial assets available for sale are re-measured at fair value. The fair value is determined in the manner described in note 3.3. Change in the fair value is recognised in items of the other comprehensive income and accumulated under the heading of change in fair value reserve. In the case of disposal or impairment of the assets, the cumulative gain or loss previously accumulated in the change in fair value reserve is reclassified to the consolidated statement of income. AFS investments that do not have a quoted market price in an active market and whose fair value cannot be reliably determined are measured at cost less any impairment losses at the end of each reporting period. Dividends on AFS instruments are recognised in the consolidated statement of income when the Group's right to receive the dividends is established. Foreign exchange gains and losses are recognised in the statement of other comprehensive income.

NOTES TO THE CONSOLIDATED FINANCIAL STATEMENTS
FOR THE YEAR ENDED 31 DECEMBER 2014
(ALL AMOUNTS ARE IN KUWAITI DINARS UNLESS OTHERWISE STATED)

Impairment in value

Financial assets, other than those at FVTPL, are assessed for indicators of impairment at the end of each reporting period. Impairment loss is recognized directly in the statement of income when there is objective evidence that, as a result of one or more events that occurred after the initial recognition of the financial asset, the estimated future cash flows of the investment will be affected. For AFS investments, a significant or prolonged decline in the fair value of the security below its cost is considered to be objective evidence of impairment. For financial assets carried at amortised cost, the amount of the impairment loss recognised is the difference between the asset's carrying amount and the present value of estimated future cash flows, discounted at the financial asset's original effective interest rate. For financial assets carried at cost, the amount of the impairment loss is measured as the difference between the asset's carrying amount and the present value of the estimated future cash flows discounted at the current market rate of return for a similar financial asset. The carrying amount of the financial asset is reduced by the impairment loss directly for all financial assets with the exception of trade receivables, where the carrying amount is reduced through making a provision for doubtful debts. When a trade receivable is considered uncollectible, it is written off against the allowance account. Subsequent recoveries of amounts previously written off are recognized in the statement of income. When an AFS financial asset is considered to be impaired, cumulative gains or losses previously recognised in the comprehensive statement of income are reclassified to the consolidated statement of income for the period. For financial assets measured at amortised cost, if, in a subsequent period, the amount of the impairment loss decreases and the decrease can be related objectively to an event occurring after the impairment was recognised, the previously recognised impairment loss is reversed through profit or loss to the extent that the carrying amount of the investment at the date the impairment is reversed does not exceed what the amortised cost would have been had the impairment not been recognised. In respect of AFS equity securities, impairment losses are not reversed through the statement of income. Any increase in fair value subsequent to an impairment loss is recognised in the consolidated statement of other comprehensive income. **Derecognition** The Group derecognises a financial asset only when the contractual rights to the cash flows from the asset expire, or when it transfers the financial asset and substantially all the risks and rewards of ownership of the asset to another entity. The difference between the asset's carrying amount and the sum of the consideration received and receivable and the cumulative gain or loss that had been recognised in other comprehensive income and accumulated in equity is recognised in the statement of income.

Financial liabilities

Financial liabilities (including loans and trade and other payables) are initially recognised at fair value, after deducting the incurred transaction costs and subsequently re-measured at amortised cost using the effective yield method. **Derecognition** The Group derecognises financial liabilities when, and only when, the Group's obligations are discharged or expired. The difference between the carrying amount of the financial liability derecognised and the consideration paid and payable is recognised in profit or loss.

2.3.6 Inventories

Inventories are valued at the lower of cost or net realisable value. Cost is determined on a weighted average cost basis. Net realizable value is the estimated selling prices less all the estimated costs of completion and costs necessary to make the sale.

2.3.7 Post-employment benefits

The Group is liable under Kuwait Labour Law to make payments under defined benefit plans to employees upon termination of employment. Such payment is made on a lump sum basis at the end of an employee service. Defined benefit plan is un-funded and is based on the liability that would arise on involuntary termination of all employees on the financial statements date. This basis is considered to be a reliable approximation of the present value of the Group's liability.

2.3.8 Provisions

Provisions are recognized when the Group has a present legal or constructive obligation as a result of past events; it is probable that an outflow of economic resources will be required to settle the obligation; and the amount has been reliably estimated. Provisions are measured at the present value of the consideration expected to be required to settle the obligation using a discount rate that reflects market's assessments and the current value of money and the risks specific to the obligation.

2.3.9 Treasury shares

Treasury shares represent the Parent Company's own shares that have been issued, subsequently purchased by the Group and not yet reissued or cancelled till the date of the consolidated financial statements. Treasury shares are accounted for using the cost method. Under the cost method, the total cost of the shares acquired is reported as a contra account within equity when the treasury shares are disposed; gains are credited to a separate un-distributable account in equity "gain on sale of treasury shares". Any realised losses are charged to the same account in the limit of its credit balance, any additional losses are charged to retained earnings to reserves and then to premium. Gains realised subsequently on the sale of treasury shares are first used to offset any previously recorded losses in reserves, retained earnings and the gain on sale of treasury shares.

2.3.10 Dividends

The dividends attributable to shareholders of the Parent Company are recognized as liabilities in the consolidated financial statements in the period in which the dividends are approved by the Parent Company's shareholders.

NOTES TO THE CONSOLIDATED FINANCIAL STATEMENTS
FOR THE YEAR ENDED 31 DECEMBER 2014
(ALL AMOUNTS ARE IN KUWAITI DINARS UNLESS OTHERWISE STATED)

2.3.11 Foreign currencies

Functional and presentation currency

Items included in the financial statements of each of the Group's entities are measured using the currency of the primary economic environment in which the entity operates ('the functional currency'). The financial statements are presented in 'Kuwaiti Dinars' (KD).

Transactions and balances

Foreign currency transactions are translated into Kuwaiti Dinars using the exchange rates prevailing at the dates of the transactions. At the date of the financial statements, monetary items denominated in foreign currencies are retranslated at the rates prevailing at that date. Foreign exchange gains or losses are resulted from the settlement of such transactions and from the translation at year-end in the statement of income.

Group companies

The results and financial position of all the Group entities that have a functional currency different from the presentation currency are translated into the presentation currency as follows (other than companies which are operating in high inflation countries):

- Assets and liabilities for each financial position statement are translated at the closing rate at the date of the financial statements.
- Income and expenses for each income statement are translated at average exchange rates.
- All resulting exchange differences are recognized as a separate component of equity.

2.3.12 Revenues recognition

Revenue is measured at the fair value of the consideration received or receivable. Revenue is reduced for estimated customer returns and other similar or deductions allowances.

- Cinema film revenues are recognized when the service is rendered for the customers or on sale of the product.
- Dividend income is recognized when the right to receive.
- Interest income from deposits is recognized on time basis.
- Revenues from sale of properties and investments are recognized when risks and rewards of ownership are transferred to the buyer.

2.3.13 Accounting for leases

Leases are classified as finance leases whenever the terms of the lease transfer substantially all the risks and rewards of ownership to the lessee. All other leases are classified as operating leases.

The Group as lessor

Rental income from operating leases is recognised on a straight-line basis over the term of the relevant lease. Finance lease income is allocated to accounting periods to reflect a constant periodic rate of return on the Group's net investment outstanding in respect of the leases.

The Group as lessee

Assets held under finance leases are initially recognised as assets of the Group at their fair value at the inception of the lease or, if lower, at the present value of the minimum lease payments. The corresponding liability to the lessor is included in the consolidated

statement of financial position as a finance lease obligation. Operating lease payments are recognised as an expense on a straight-line basis over the lease term.

2.3.14 Borrowing costs

Borrowing costs directly attributable to the acquisition, construction, or production of qualifying assets which are assets that necessarily take a substantial year of time to get ready for their intended use or sale, are capitalized as part of the cost of those assets, until such time as the assets are substantially ready for their intended use or sale.

All other borrowing costs are recognised as expenses in the period in which they are incurred.

3.FINANCIAL RISK MANAGEMENT

3.1 Financial risk

The Group's operations expose it to certain financial risks, market risks (which include foreign currency risks and risks of fair value resulting from change in interest rates, and risks of fluctuations in cash flows resulting from change in interest rates, and market prices risks) credit risk and liquidity risks. The Group manages these financial risks, by the continuous evaluation of market conditions and its trends and the management's assessments of the changes for long-term and short-term market factors.

Market risk

Market risk is the risk of loss resulting from fluctuations in the fair value or the future cash flows of financial instrument as a result of changes in market prices. Market risk include three types of risk: foreign currency risk, interest rate risk and price risk. The Group's senior management monitors and manages its market risks by regular oversight of the market's circumstances and the change in foreign exchange and interest rates, and market prices.

Foreign currency risk

Foreign exchange risk is the risk that the fluctuations in the fair value or the future cash flows of a financial instrument as a result of changes in the Group's foreign exchange rates or the value of monetary assets and liabilities denominated in foreign currencies. The Group is exposed to foreign currency risks resulted mainly from the Group's dealings with financial instruments denominated in foreign currency. Foreign currency risks are resulting from the future transactions on financial instruments in foreign currency as reflected in the financial statements.

The major transactions of the Group are in Kuwaiti Dinars. Financial assets in foreign currency are represented in available for sale investments and certain receivables. Financial liabilities in foreign currencies are represented in loans and bank facilities and certain payables in foreign currencies.

The Group follows up the foreign currency risks through:

- Follow-up the changes in foreign currency exchange rates on regular basis

NOTES TO THE CONSOLIDATED FINANCIAL STATEMENTS
FOR THE YEAR ENDED 31 DECEMBER 2014
(ALL AMOUNTS ARE IN KUWAITI DINARS UNLESS OTHERWISE STATED)

- Minimize dealing with financial instruments denominated in foreign currency and due to the main Group's activity. The following is net foreign currencies positions as at the date of the consolidated financial statements:

	2014	2013
US Dollars	(89,773)	2,715,391

Had the USD changed by 10% against the Kuwaiti Dinar, the financial statments of the Group would be changed as follows:

	2014	2013
Net profit	9,598	286,865
Equity	9,598	8,516

Price risk

The risk that the fair value or future cash flows of a financial instrument will fluctuate because of changes in market prices (other than those arising from foreign currency risks and risks of interest rates). The Group is exposed to such risks as the Group owns investments classified in the consolidated financial position as available for sale investments. The Group's management monitors and manages such risks through:

- Manage the Group's investments through portfolios managed by specialized portfolio managers.

- Invest in companies' shares that have good financial positions that generate high operating income and dividends and with well performing investment funds.

- Investments in unquoted shares and securities should be in companies that carry similar activities where such investments should be studied and approved by the senior management.

- Periodic follow-up of the changes in market prices.

Interest rate risk

Interest rate risk is the risk that the fair value or future cash flows of a financial instrument will fluctuate because of changes in market interest rates. Financial instruments with fixed interest rates expose the Group to fair value interest rate risks. Financial instruments with variable interest rates expose the Group to cash flow interest rate risks. The financial Instruments held by the Group which are exposed to Interest rate risks are represented in time deposits (note 11), and loans and bank facilities (note 18). Borrowings granted to the Group are at variable interest rate. As at 31 December 2014, had interest rates been 1% higher, net profits of the year would have been lower by KD 114,769 (2013: KD 129,592) approximately. The Group management monitors and manages interest rate risks through:

- Regular follow-up of the market interest rates.

- Obtain borrowings for short terms, which help mitigating interest rate risks.

-Hold short-term deposits.

Credit risk

Credit risk is the risk that one party to a financial instrument will cause a financial loss for the other party by failing to discharge an obligation. Receivables, cash and cash equivalents are considered the most of the assets exposed to credit risk. The Group monitors and manages this risk by:

- Dealing with high credit worthiness and reputable customers.

- Dealing with highly credit rated financial institutions.

The management of the Group believes that the maximum exposure to credit risks as at 31 December is as follows:-

	2014	2013
Trade receivables and related parties (note 10)	1,138,474	1,076,003

Current accounts and deposits and cash at investment portfolios (note 11)	11,174,343	11,767,667
---	------------	------------

Liquidity risks

Liquidity risk is the risk that the Group may not be able to meet its obligations associated with financial liabilities at the maturity date. Liquidity risk management mainly represents maintaining sufficient cash and high liquid financial instruments and the availability of funding resources to meet the Group's liquidity requirements. The Group's financial obligations as at 31 December 2014 and 2013 mature within one year. Therefore, the financial liabilities are not significantly different form its fair values as at that date because the effect of such discount is insignificant. The Group's management facilitates the funding transactions by making available credit facilities through credit commitments with banks. The management also monitors the liquidity surplus in the Group through the expected cash flows.

NOTESTO THE CONSOLIDATED FINANCIAL STATEMENTS
FORTHE YEAR ENDED 31 DECEMBER 2014
(ALL AMOUNTS ARE IN KUWAITI DINARS UNLESS OTHERWISE STATED)

3.2 CAPITAL RISK MANAGEMENT

The Group manages its capital to ensure that entities in the Group will be able to continue as going concerns while maximising the return to the shareholders through the optimisation use of the equity.

The capital structure of the Group consists of net debt (borrowings less cash and cash at banks) and equity (including capital, reserves, retained earnings and non-controlling interests).

During 2014, the Group’s strategy does not change from 2013; which is to maintain lowest possible gearing ratio.

3.3 Fair value estimation

The following table provides an analysis of financial instruments that are re-measured subsequent to initial recognition at fair value, under 3 levels in order to determine such values.

- **Level one:** Quoted prices in active markets for financial instruments.
- **Level two:** Quoted prices in an active market for similar instruments. Quoted prices for identical assets or liabilities in market that are not active. Inputs other than quoted prices that are observable for assets and liabilities.
- **Level three:** evaluation methods that are not based on observable market data.

The table below gives information about how the fair values of the financial assets are determined:

	Fair value as at		Evaluation	Fair value	Valuation	Significant	Relationship of
	31/12/2014	31/12/2013	date	level	technique(s) and Key input(s)	unobservable input(s)	unobservable inputs to fair value
Available for sale investments							
- Quoted Shares	20,096,224	5,574,055	31 December	Level 1	Quoted prices from stock exchange	N/A	N/A
- Investment Funds	48,915	44,470	31 December	Level 2	Net quoted unit value of the fund	N/A	N/A

The carrying amount of other financial assets and liabilities is not materially different from their fair value as at the date of the financial statements.

NOTESTO THE CONSOLIDATED FINANCIAL STATEMENTS
FORTHE YEAR ENDED 31 DECEMBER 2014
(ALL AMOUNTS ARE IN KUWAITI DINARS UNLESS OTHERWISE STATED)

4. CRITICAL ACCOUNTING ESTIMATES, ASSUMPTIONS
AND KEY SOURCES OF ESTIMATION UNCERTAINTY

In the application of the Group’s accounting policies, the Management is required to make estimates and assumptions about the carrying amounts of assets and liabilities that are not readily apparent from other sources. The estimates and associated assumptions are based on historical experience and other factors that are considered to be relevant. Actual results may differ from these estimates.

The estimates and underlying assumptions are reviewed on an ongoing basis. Revisions to accounting estimates are recognised in the period of the revision and future periods if the revision affects future periods. The following are the key estimates and assumptions concerning the future that have a significant risk of causing material adjustments to the carrying amounts of assets and liabilities within the next financial years.

FAIR VALUE MEASUREMENT AND VALUATION TECHNIQUES

Certain assets and liabilities of the Group are measured at fair value for preparing the financial statements. The Group’s management determines the appropriate key methods and inputs required for the fair value’s measurement. Upon determining the fair value of assets and liabilities, the management uses an observable market data. In case no market observable data is available, the Group shall assign an external qualified valuer to carry out the valuation process. Information about the evaluation methods and necessary inputs, which are used to determine the fair value of assets and liabilities, has been disclosed in note 3.3.

IMPAIRMENT OF TANGIBLE AND INTANGIBLE ASSETS

The Company reviews the tangible and intangible assets on a continuous basis to determine whether a provision for impairment should be recorded in the consolidated statement of income. In particular, considerable judgment by management is required in the estimation of the amount and timing of future cash flows when determining the level of provisions required. Such estimates are necessarily based on assumptions about several factors involving varying degrees of judgment and uncertainty, and actual results may differ resulting in future changes to such provisions.

EVIDENCE OF IMPAIRMENT OF INVESTMENTS

Management determines the impairment in the available for sale instruments when there is a long-term or material impairment in the value of investments classified as available for sale investments. Determination of the long-term or material impairment requires judgment from management. The Group evaluates, among other factors, the usual fluctuation of listed stock prices, expected cash flows and discount rates of unquoted investments, impairment is considered appropriate when there is objective evidence on the deterioration of the financial position for the investee, including factors such as industry and sector performance, changes in technology and operational and financing cash flows.

IMPAIRMENT OF ASSOCIATES

Estimation for impairment losses of associate is made when there is an indication for such impairment. Determination of the impairment is made for the full book value of the Group’s investment in associate including goodwill and therefore, the impairment of goodwill is not separately determined.

NOTES TO THE CONSOLIDATED FINANCIAL STATEMENTS
FOR THE YEAR ENDED 31 DECEMBER 2014
(ALL AMOUNTS ARE IN KUWAITI DINARS UNLESS OTHERWISE STATED)

5. PROPERTY, PLANT AND EQUIPMENT

	Lands	Buildings	Machinery, equipment & vehicles	Furniture & computers	Projects under construction	Total
Cost or valuation						
As at 1 January 2013	8,067,893	8,770,957	5,532,030	3,498,288	925,038	26,794,206
Additions during the year	-	18,544	169,843	57,948	187,586	433,921
Disposals	-	(229,418)	(281,482)	(151,992)	(445,275)	(1,108,167)
Transfers	-	452,249	-	-	(452,249)	-
As at 31 December 2013	8,067,893	9,012,332	5,420,391	3,404,244	215,100	26,119,960
Additions during the year	-	9,510	142,556	10,125	863,810	1,026,001
Disposals	-	-	-	-	(11,000)	(11,000)
As at 31 December 2014	8,067,893	9,021,842	5,562,947	3,414,369	1,067,910	27,134,961
Total depreciation and impairment						
As at 1 January 2013	-	4,267,611	4,253,431	2,925,235	-	11,446,277
Depreciation for the year	-	321,056	415,395	136,515	-	872,966
Disposals	-	(229,418)	(281,482)	(151,992)	-	(662,892)
As at 31 December 2013	-	4,359,249	4,387,344	2,909,758	-	11,656,351
Depreciation for the year	-	377,639	404,562	156,085	-	938,286
As at 31 December 2014	-	4,736,888	4,791,906	3,065,843	-	12,594,637
Net book value						
As at 31 December 2014	8,067,893	4,284,954	771,041	348,526	1,067,910	14,540,324
As at 31 December 2013	8,067,893	4,653,083	1,033,047	494,486	215,100	14,463,609
Useful lives (year)		5-40	4-15	5-15		

- The historical cost of lands which is measured at fair value is KD 650,000 as at 31 December 2014 and 2013.
- The last lands valuation was made in 2011.
- Depreciation has been charged to the statement of income as follows:

	2014	2013
Operating costs	752,141	711,630
Other operating expense	62,800	61,647
Administrative and general expenses	123,345	99,689
	938,286	872,966

6. INTANGIBLE ASSETS

	2014	2013
Balance as at 1 January	516,779	723,586
Foreign Currency exchange differences	1,594	(52,080)
Additions during the year	1,358,220	1,147,518
Amortization for the year	(1,565,445)	(1,302,245)
Balance as at 31 December	311,148	516,779

NOTES TO THE CONSOLIDATED FINANCIAL STATEMENTS
FOR THE YEAR ENDED 31 DECEMBER 2014
(ALL AMOUNTS ARE IN KUWAITI DINARS UNLESS OTHERWISE STATED)

7. INVESTMENT IN AN ASSOCIATE

This represents the Group's investment in Tamdeen Shopping Centres K.S.C.C at 30%. The following is the movement of such investment during the year:

	2014	2013
Balance as at 1 January	30,344,341	29,059,354
Group's share in an associate's results	2,682,550	2,460,135
Group's share from change in fair value reserve of an associate	734,566	316,581
Group's share from foreign currency translation reserve of a an associate	101,536	8,271
Dividends	(1,500,000)	(1,500,000)
Balance as at 31 December	32,362,993	30,344,341

- Shares of the associate are unquoted. The following is a summary of the associate's financial information as per the financial statements of the associate which have been prepared in accordance with IFRS:

	2014	2013
Current assets	62,861,473	77,187,250
Non-current assets	187,530,055	159,739,577
Current liabilities	(23,004,411)	(12,848,386)
Non-current liabilities	(87,861,150)	(91,281,313)

	2014	2013
Revenues	22,725,788	20,725,909
Profit from continued operations	8,941,834	8,200,450
Profit for the year	8,941,834	8,200,450
Other comprehensive income for the year	3,022,197	1,082,843
Total comprehensive income for the year	11,728,839	9,283,293
Cash dividends received from associate during the year	1,500,000	1,500,000

The following is reconciliation of the above summarized financial information for the purpose of determining the book value of the Group's share in Tamdeen Shopping Centres K.S.C.C recognized in the consolidated financial statements:

	2014	2013
Net assets of an associate	139,525,967	132,797,128
Group's share in net assets (30%)	41,857,790	39,839,138
Unrealized gain on elimination of inter-companies transactions	(9,494,797)	(9,494,797)
Book value of Tamdeen Shopping Centres K.S.C.C	32,362,993	30,344,341

NOTES TO THE CONSOLIDATED FINANCIAL STATEMENTS
FOR THE YEAR ENDED 31 DECEMBER 2014
(ALL AMOUNTS ARE IN KUWAITI DINARS UNLESS OTHERWISE STATED)

8. AVAILABLE FOR SALE INVESTMENTS

The balance of available for sale investments as at 31 December represents the following:

	2014	2013
Quoted shares	20,096,224	5,574,055
Unquoted shares	4,574,445	4,648,655
Investment funds	48,915	44,470
	<u>24,719,584</u>	<u>10,267,180</u>

- Available for sale investments were valued based on valuation techniques disclosed in (note 3.3).
- Unquoted investments were carried at cost since its fair value cannot be reliably measured. The Group's management believes that there are no indications of impairment for such investments as at 31 December 2014 and 2013.

9. INVENTORIES

	2014	2013
Food staffs	87,344	89,064
Spare parts	107,764	316,266
Goods in transit	38,258	39,157
	<u>233,366</u>	<u>444,487</u>

10. TRADE AND OTHER RECEIVABLES

	2014	2013
Trade receivables	580,001	351,144
Due from related parties	558,473	724,859
	<u>1,138,474</u>	<u>1,076,003</u>
Provision for impairment	(462,202)	(462,202)
	<u>676,272</u>	<u>613,801</u>
Prepaid expenses	52,730	143,545
Refundable deposits	407,805	492,540
Staff receivables	137,946	113,847
Other receivables	20,000	20,000
	<u>1,294,753</u>	<u>1,383,733</u>

- The balances that are past due and not impaired were amounted to KD 676,272 as at 31 December 2014 (KD 613,801 as at 31 December 2013). Average age of these amounts is 90 days.
- The balances that are impaired and have fully provisioned for were amounted to KD 462,202 as at 31 December 2014 and 2013.



NOTESTOTHE CONSOLIDATED FINANCIAL STATEMENTS
FORTHEYEAR ENDED 31 DECEMBER 2014
(ALL AMOUNTS ARE IN KUWAITI DINARS UNLESS OTHERWISE STATED)

11. CASH ON HAND AND AT BANKS

	2014	2013
Cash on hand	65,294	49,227
Banks current accounts	10,718,783	11,421,307
Time deposits (mature within three months)	10,316	249,473
Cash in investment portfolios	445,244	96,887
Cash, current accounts and deposits	11,239,637	11,816,894
Less: pledged deposits (note 18)	(10,000)	(10,000)
Cash and cash equivalents	11,229,637	11,806,894

The effective interest rate on time deposits is 1.25% as at 31 December 2014 (1.25% as at 31 December 2013).

12. SHARE CAPITAL

The Parent Company’s authorized, issued and paid up share capital is amounted to KD 10,106,250 comprising of 101,062,500 shares of 100 fils per share, all shares are in cash.

13. TREASURY SHARES

	2014	2013
Number of treasury shares (share)	2,411,055	1,800,437
Percentage to issued shares (%)	2.39	1.78
Market value	2,362,834	1,782,433

The Parent Company commits to retain reserves and retained earnings equivalent to the treasury shares throughout the period, in which they are held by the Parent Company, pursuant to the relevant instructions of the relevant regulatory authorities.

14. STATUTORY RESERVE

In accordance with Company’s Law and the Company’s Articles of Association, 10% of annual net profit is being transferred to legal reserve. The General Assemble may resolve to discontinue such annual transfers when the reserve reaches 50% of the share capital. This reserve is not available for distribution except for the cases stipulated by Companies Law.

The transfer ceased according to the resolution of the Ordinary General Assembly meeting held on 14 April 2010.

15. GENERAL RESERVE

In accordance with the Parent Company’s Articles of Association, a portion of the net profit for the year proposed by the Board of Directors and approved by the General Assembly is transferred to the voluntary reserve. The General Assembly may resolve to discontinue such transfer based on a proposal by the Board of Directors.

On 24 February 2015, the Board of Directors proposed to transfer an amount of KD 911,506 to the general reserve for the year ended 31 December 2014 (31 December 2013: KD 831,030).

16. LANDS REVALUATION RESERVE

The balance of lands revaluation reserve includes an amount of KD 1,106,241 as at 31 December 2014 & 2013 and represents the remaining balance of revaluation surplus of lands, which were sold to an associate during 2006 and 2005.

NOTESTOTHE CONSOLIDATED FINANCIAL STATEMENTS
FORTHEYEAR ENDED 31 DECEMBER 2014
(ALL AMOUNTS ARE IN KUWAITI DINARS UNLESS OTHERWISE STATED)

17. TRADE AND OTHER PAYABLES

	2014	2013
Trade payables	1,793,259	1,686,699
Accrued expenses and leave	1,334,664	1,184,784
Dividends payables	778,501	710,900
Customers’ advance payments	577,493	532,288
Board of Directors’ remuneration	50,000	50,000
Taxes and deductions	383,297	346,496
Other payables	29,679	44,754
Due to related parties	19,001	18,997
Provision for claims	2,154,065	2,154,065
	7,119,959	6,728,983

18. LOANS AND BANK FACILITIES

	2014	2013
Short term loans	12,450,000	9,950,000
Banks - Overdrafts	544,318	9,580
	12,994,318	9,959,580

- Loans and bank facilities are granted to the Group from local banks against promissory notes and deposits (note 11) and matured within one year.
- The weighted effective interest rate on loans and bank facilities was 3.87% as at 31 December 2014 (3.75% as at 31 December 2013).

19. Revenues / other operating expenses

This item includes revenue and expenses of cinema’s cafeterias and buffets, and any other revenue and expenses other than those resulted from the cinema’s sector.

20. NET GAINS FROM FINANCIAL INVESTMENTS

	2014	2013
Cash dividends and interest income	793,044	488,920
Impairment	-	(76,000)
Gain from sale of investments	142,673	-
Portfolio management fees	(12,288)	(3,858)
	923,429	409,062

NOTESTO THE CONSOLIDATED FINANCIAL STATEMENTS
FORTHE YEAR ENDED 31 DECEMBER 2014
(ALL AMOUNTS ARE IN KUWAITI DINARS UNLESS OTHERWISE STATED)

21. EARNINGS PER SHARE

	2014	2013
Net profit for the year	8,717,625	7,947,959
Weighted average number of outstanding shares (share)	99,021,357	99,351,945
Earnings per share (fils)	88.04	80.00

22. DIVIDENDS

On 24 April 2014, the General Assembly of the Parent Company’s Shareholders approved the consolidated financial statement for the year ended 31 December 2013 and approved cash dividends of 49 fils per share from the profit of 2013. Also, the proposed Board of Director’s remuneration of KD 50,000 has been approved for the year ended 31 December 2013.

On 24 February 2015, the Parent Company’s Board of Directors proposed cash dividends of 51 fils per share from the profit of 2014. Also, Board of Director’s remuneration of KD 50,000 has been proposed for the year ended 31 December 2014. This proposal is subject to the approval of the General Assembly of shareholders.

23. RELATED PARTIES TRANSACTIONS

Related parties represent the shareholders who have representatives in the Boards of Directors, members of the Boards of Directors, Senior Management and the companies which are controlled by the major shareholders. In the ordinary course of business, the Group entered into transactions with related parties during the year. The following is the statement of the transactions and balances resulted from such transactions:

	2014	2013
Key management compensation		
Salaries and remuneration	224,700	219,100
Board of Directors’ remuneration	50,000	50,000
Post - employment benefits and leaves	44,132	42,416

The balances resulting from those transactions as at 31 December are as follows:

	2014	2013
Due from related parties	558,473	724,859
Due to related parties	19,001	18,997

Transactions with related parties are subject to the approval of the General Assembly of shareholders.

NOTESTO THE CONSOLIDATED FINANCIAL STATEMENTS
FORTHE YEAR ENDED 31 DECEMBER 2014
(ALL AMOUNTS ARE IN KUWAITI DINARS UNLESS OTHERWISE STATED)

24. SEGMENTS INFORMATION

The main objective of the Group is to engage in activities relating to the cinema industry, entertainment, and culture events. In addition, the Group invests its available excess funds through investment portfolios.

The following is the segment information which is presented to the management:

- Cinema division: Represents all activities related to cinema shows.
- Concession division: Represents all activities related to concessions supplemented to theatres.
- Investments division: Represents investments in shares and funds in addition to investment properties.

The following schedule presents the information about revenues, profit, and assets for each division:

	2014				
	Cinema division	Buffets division	Investments division	Unallocated items	Total
Net revenues	17,970,227	4,771,273	3,605,979	1,468,448	27,815,927
Costs	(14,528,161)	(1,959,586)	-	(2,606,970)	(19,094,717)
Segment profits	3,442,066	2,811,687	3,605,979	(1,138,522)	8,721,210
Assets	14,227,611	180,734	57,351,050	12,942,410	84,701,805
	2013				
	Cinema division	Buffets division	Investments division	Unallocated items	Total
Net revenues	17,621,571	4,420,073	2,869,197	1,450,385	26,361,226
Costs	(13,980,067)	(1,826,491)	-	(2,601,170)	(18,407,728)
Segment profits	3,641,504	2,593,582	2,869,197	(1,150,785)	7,953,498
Assets	15,518,620	194,621	41,143,269	12,380,513	69,237,023

NOTES TO THE CONSOLIDATED FINANCIAL STATEMENTS
FOR THE YEAR ENDED 31 DECEMBER 2014
(ALL AMOUNTS ARE IN KUWAITI DINARS UNLESS OTHERWISE STATED)

25. CASH FLOWS FROM OPERATING ACTIVITIES

	2014	2013
Net profit for year	8,721,210	7,953,498
Adjustments for:		
Depreciation and amortization	2,503,731	2,175,211
Group's share in an associate's results	(2,682,550)	(2,460,135)
Net gain from financial investments	(923,429)	(409,062)
Losses from sale of property, plant and equipment	-	445,275
Post-employment benefits	165,005	184,611
Finance charges	480,422	432,352
Operating profit before changes in working capital	8,264,389	8,321,750
Inventories	211,121	(10,913)
Trade and other receivables	88,980	5,129,273
Trade and other payables	216,667	388,088
Cash generated from operating activities	8,781,157	13,828,198
Post-employment benefits paid	(54,024)	(105,943)
Net cash generated from operating activities	8,727,133	13,722,255

26. CONTINGENT LIABILITIES

The letters of guarantee issued for third parties were amounted to KD 167,220 as at 31 December 2014 (2013: KD 167,220).

27. FUTURE COMMITMENTS

	2014	2013
Capital expenditure commitments		
Estimated capital expenditure contracted for at the financial position date	1,610,855	442,177
Future commitments for purchasing films	553,438	639,806
	<u>2,164,293</u>	<u>1,081,983</u>

Operating lease commitments		
Future minimum operating lease payments:		
Less than one year	2,804,472	2,798,877
Between one year and five years	10,775,337	11,107,767
Over five years	20,137,754	22,604,244
	<u>33,717,563</u>	<u>36,510,888</u>